


PREP

HOLIDAYS

HOMEWORK

Name -

Class -



Holiday and Summer Break
SCREEN TIME RULES



Have you...

- ☐ Brushed your teeth
- ☐ Brushed your hair
- ☐ Dressed for the day
- ☐ Had breakfast
- ☐ Made your bed
- ☐ 20 minutes of reading time (book or magazine)
- ☐ 20 minutes of writing, coloring, or drawing
- ☐ 30 minutes of outside play
- ☐ Made/built something - Lego, Crafts, Block play, Art

DON'T FORGET TO BE AWESOME!

ACTIVITY 1



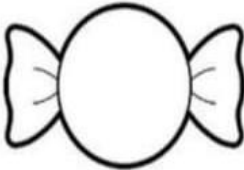











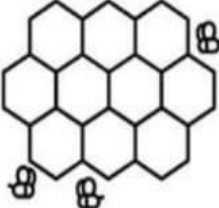





FIND 5 DIFFERENCES



MINUTES OF
QUALITY TIME

ACTIVITY 2

Color the objects that match the first shape.

ACTIVITY 3

Create a picture from the waste material on an A-4 size (for example):




ACTIVITY 4

FIND THE ODD ONE IN EACH GROUP AND COLOUR THAT PICTURE:



ACTIVITY 5

DO TEARING AND PASTING IN THE GIVEN PICTURE USING COLOURFUL SHEETS:



mailto:zipsie1@material.com

A black and white line drawing of a cartoon bee for a coloring page. The bee has large eyes, antennae, wings, and legs. It is surrounded by various objects: a sun with a die face, a hand, a beehive with a die face, a flower with numbers, and several dice. The bee's body and legs are labeled with numbers and words like 'three', 'four', and 'six'.

-

ACTIVITY 7

BIG AND SMALL

Circle the bigger one.

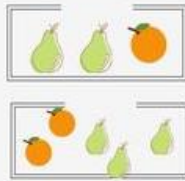


Circle the smallest

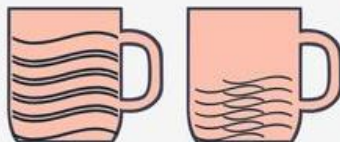


MORE OR LESS

Which box have less fruits



Circle the more one



TALL AND SHORT

Circle the longer house



Circle the shorter one



HEAVIEST AND LIGHTEST

Circle the lightest one


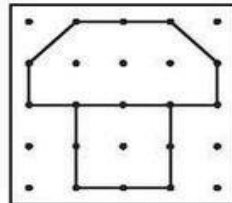

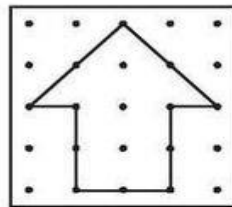

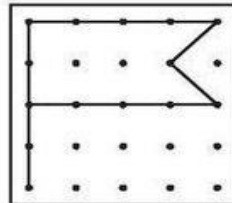

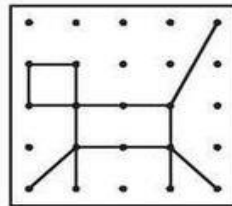

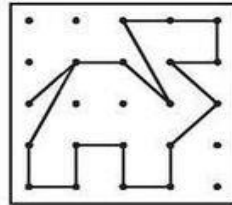

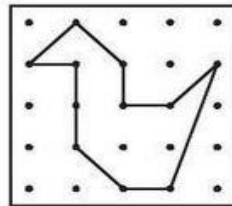

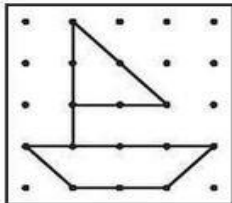

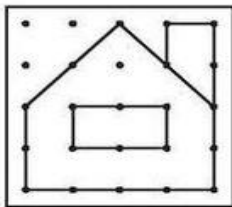

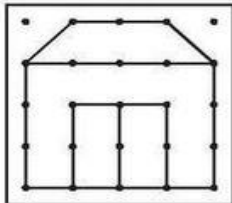

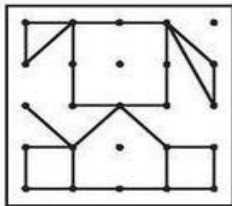

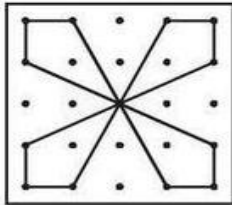

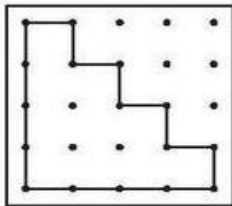


Circle the Heaviest one



ACTIVITY 8

PUT ON YOUR THINKING CAPS AND MAKE PICTURES AS SHOWN



ACTIVITY 9

Cool Watermelon/Mango Cooler for The Cool Father

Make Father's Day more special by preparing watermelon/mango cooler for your father on 15th of June, 2025. (Do it with the help of your mother)
So, children here's the recipe to make it.

Refreshing Drinks

Watermelon Cooler

3 cups cubed watermelon
1-2 tsp. lime juice
1 tsp. honey (optional)
Ice

Blend watermelon, lime juice and honey. Pour over ice and garnish with mint sprig, watermelon wedge



Mango Cooler

1 cup cubed mango
3/4 cup orange juice
1 ts. lime juice
Ice

Blend mango, orange juice, and lime juice. Pour over ice and garnish with a mint sprig, mango pieces.



Click photographs and make a collage of them on an A-4 size sheet and bring it to school.

ACTIVITY 10

IT'S SHOW AND TELL TIME

Dear Students,

Take an A-4 size sheet.

Paste your best friend's photograph.

Decorate it.

Learn 4 – 5 lines on your best friend.

Bring it to school after vacation for “Show and Tell” session.

**Few Lines On-
My Best Friend**

Speech For Kids



My Lovely Tiny Tots,
Practice makes a man perfect.
Continue practicing the work done till now.

* ENGLISH: Do 10 pages of cursive alphabet "a to l" in notebook.
Do pages 8 to 18 of The Learning Horizon (Part - 1)

* MATHS: Do 10 pages of counting 1 to 50 and 10 pages of back counting 50 to 1 in notebook. Also, write Number Names 1 to 10 and Ordinal Numbers 1 to 10 (5 times each) in notebook.

* HINDI: Do 10 pages of "अ से अः" and 10 pages of "क से कः" in notebook.
Read pages 22, 23, 24 daily of Hindi Early Learner book.

* EVS: Paste pictures of following in EVS notebook:

a. Different rooms of the house.

b. Different types of houses.

* Revise all English and Hindi rhymes.

* Revise GK and EVS questionnaire.

(Take print out of all the activities and make children do them.)

Paste all A-4 size sheets after decorating well on thick cardboard so that it can be displayed in classroom.

Holidays Homework carries 5 marks in cycle 1 exams.

** Submission of Holiday Homework: By 7th July, 2025.

Wishing you all happy times together!! See you on Wednesday 2nd July, 2025

Have a great

