


ST. THOMAS SCHOOL, SAHIBABAD
HOLIDAYS' HOME WORK 2024-25
CLASS I

General Instructions-

1. Take a printout of holidays' homework and complete it.
2. Do writing and reading practice during holidays.
3. Learn and revise all the work done in the class.

ENGLISH: Colour the picture (Reference to Ch-2 "The Clever Rabbit")





Q -2 Pick the Tail

Make new word from the last letter of the given word (At least 15 words)

For example

UMBRELLA ____ Apple ____ Ear ____

हिंदी:

निर्देश: 1. नीचे दिए गए चित्र में पत्तियों से बने विभिन्न पशु -पक्षियों के आकार का एक उदाहरण दिया गया है, इसी प्रकार से आपको भी विभिन्न पत्तियों को जोड़कर दिए गए स्थान पर विभिन्न पशु -पक्षियों की आकृति बनानी है। (परिधि पाठ्यपुस्तक पृष्ठ संख्या -९४ और ९५)



2. 'आ', इ, ई की मात्रा जोड़कर नए शब्द बनाइए।

(1) तल - _____


(2) मल - _____

(3) हर - _____

3. कक्षा में किये गए कार्य एवम् पाठ्य पुस्तक परिधि में दिए गये शब्दों एवम् वाक्यों का पठन अभ्यास करें।

MATHS:

1. Draw and color the plane shapes and make some funny faces as shown below and write the names of each shape.



A large empty rectangular box for drawing and coloring the shapes and adding faces.

Do the given Mathematics worksheet.

Mathematics Worksheet

Q.1 Fill in the blanks:

- a) A triangle has _____ sides and _____ corners.
- b) A circle has _____ sides.
- c) A square has _____ equal sides.

Q.2 What comes after:

- a) 7 - _____
- b) 3 - _____

Q.3 What comes before:

- a) _____ 5
- b) _____ 8


Q4. Write the missing numbers:

1, 2, _____, _____, _____, 6, _____, _____, 9

Q5. Write the missing letters:

EVS:

1. Paste pictures of your family members in the given family tree:



COMPUTER:

Q1 Write the names of six machines, that you see around yourself . (You can take help from computer book Ch-1)

Q2 Paste the pictures of following hardware devices.

Monitor, Keyboard, Printer, CPU, Mouse, Speakers.

GENERAL KNOWELGE:

Q1 Paste or Draw pictures of five healthy and unhealthy food and write their names.

1. _____

2. _____


3. _____

4. _____

5. _____

VALUE EDUCATION:

1. Colour the butterfly and decorate it using beads, cotton, glaze paper etc.




MUSIC:


- 1 Learn Morning Prayer (Heavenly Father) from School Diary (page 33)
- 2 Learn Pledge from School Diary (page 12)
- 3 Paste pictures of 5 musical instruments and write their names.

4 Paste pictures of any 5 male playback singers and write their names.

ART AND CRAFT:

1. Decorate the given fruit basket with colours or by pasting colourful papers.





2. Draw picture of a flower vase and decorate it with colours and decorative material.