









ST. THOMAS SCHOOL, SAHIBABAD
HOLIDAY HOME WORK 2025-26
CLASS-II

INTERDISCIPLINARY THEME: Imagination Station! Exploring Innovation

GENERAL INSTRUCTIONS:

Dear Students and Parents,

As we step into the holiday season, let's use this time to relax, enjoy with family, and also stay connected to learning in fun and meaningful ways. Below are some general guidelines and instructions for completing the holiday homework:


-  **Use notebooks or sheets as instructed.**
-  **Write neatly and legibly using pencil or pen (as per class level).**
-  **If using A4 sheet, label all the pages with subject name, your name, class, and date.**
-  **For written work: underline headings, draw neat margins.**
-  **For projects or artwork: keep it clean, colorful, and well-organized.**
-  **Use your own ideas and creativity, especially for drawings, projects, and craft.**

This homework is meant to help you revise, reflect, and explore—not to stress you out. Do your best, enjoy the process, and come back refreshed and ready to learn!

Have a safe and happy holiday!

SUBJECT	TOPIC
English	<ol style="list-style-type: none"> Tom and Krish are friends. Tom mostly falls sick because he likes to eat junk food whereas Krish eats only fresh and healthy food items. Krish explains, 'How Tom can also be healthy and fit by swapping his food to healthy diet'. <u>Create a colorful A4 size drawing that shows junk foods, but with their names swapped with healthy foods and paste it in your English notebook</u> Do 10-page writing in your cursive writing book. Revise all the work done in class.
Hindi	<p>"मेरा परिवार"</p> <p>अपनी उत्तरपुस्तिका में पिकनिक का सचित्र वर्णन करें। चित्र के माध्यम से यह बताएं कि आप अपने परिवार के साथ पिकनिक पर कहाँ गए और क्या-क्या वस्तुएँ अपने साथ लेकर गए। इस विषय पर 10 पंक्तियाँ भी लिखें। (चित्र A-4 शीट पर बनाकर कॉपी में चिपकाएँ)</p>
Mathematics	<p><u>Note – Do the following activity and worksheet in Maths Notebook.</u></p> <p>Activity</p> <ul style="list-style-type: none"> ❖ Draw a family tree that includes each person's name, relationship, age and write its number name. ❖ Show the ages of four of your family members on Abacus with the help of pictures/ diagrams. <p>Worksheet</p>

Q1: - Write shapes of the following objects-



(A)



(B)

Q2: - What comes next-

a) 278, 279 _____, _____, _____

b) 100, 101 _____, _____, _____

Q3: - Fill in the blanks-

a) _____ is less than 75.

b) 49 is more than _____.

Q4: - Write the given numbers in expanded form:

a) $87 = \text{_____} + \text{_____}$

b) $90 = \text{_____} \text{tens} + \text{_____} \text{ones}$

Q5: - Write in short form:

a) 4 tens + 8 ones = _____

b) $50 + 3 = \text{_____}$

EVS

Roots & Branches

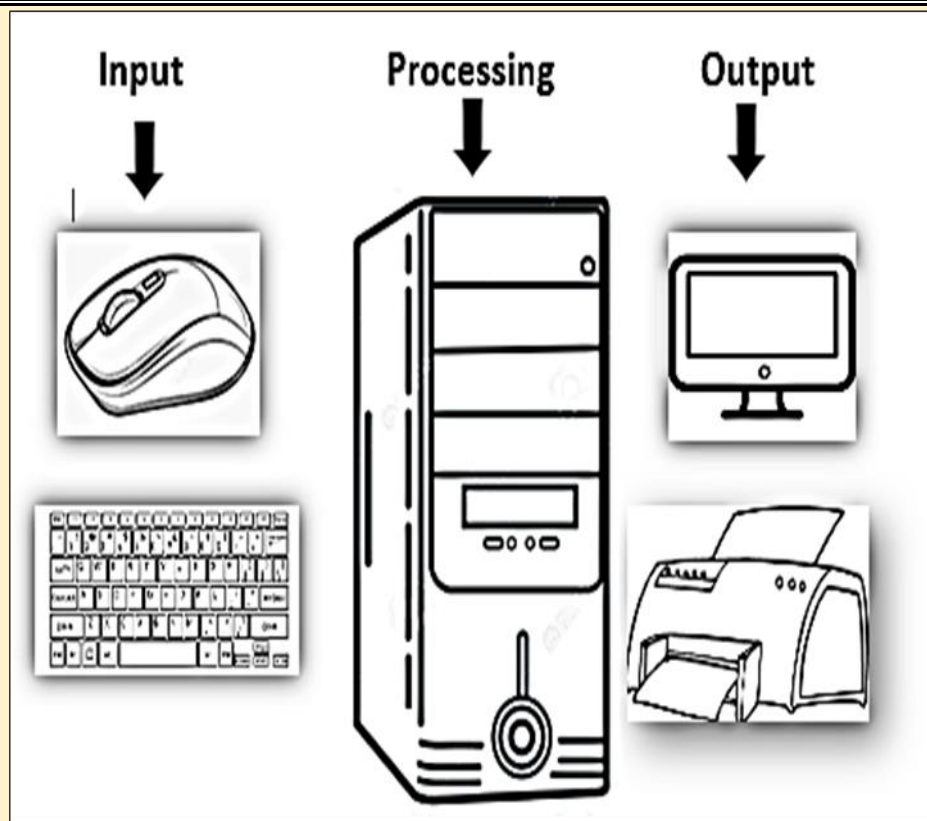
Create a visual representation of your family connections using family tree in your **EVS notebook**.

1. Photos: Paste pictures of family members.
2. Relationships: Write your connection to each person.
3. Design: Use colours, patterns, and shapes to make it unique.

Computer

Task 1: Paste pictures of any five places where computers can be used, in your computer notebook.

Task 2: Draw IPO Cycle in Computer Notebook and colour input devices with green, output with blue and processing device with red colour. (refer to the given image)



G.K	Make your dream house: Using waste material like (colourful papers, cardboard, cotton, fabric, clay etc.) Decorate it with trees, clouds or even a pool.
Value Education	Make a bird feeder by using eco-friendly materials and present it in the class.
Music	<p>1. Paste pictures of any five female singers and any five Indian music instruments [Harmonium, Tabla, Sitar, Dholak, Bansuri] <u>on an A-4 size sheet.</u></p> <p>2. Learn the Pledge given in the School Almanac.</p>



Make a 3D painting on **A3 size pastel sheet** using paper folding & pasting and waste materials and paste on a card board.

